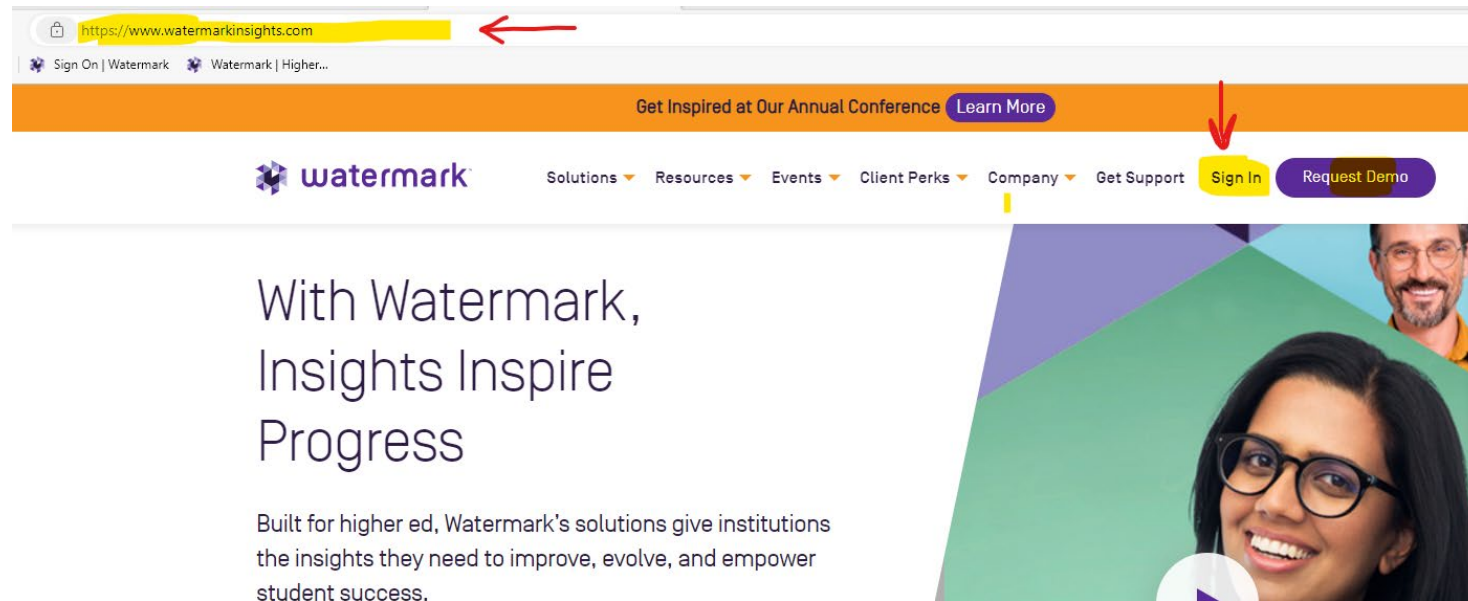




# Logging into Watermark

Students

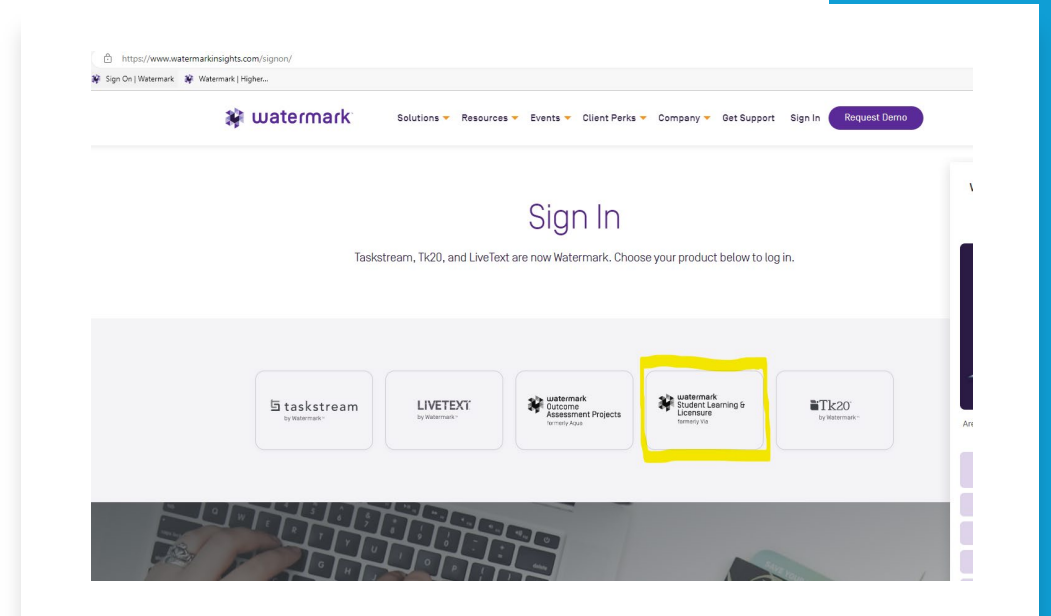


# Logging into Student Learning & Licensure

<https://www.watermarkinsights.com/>

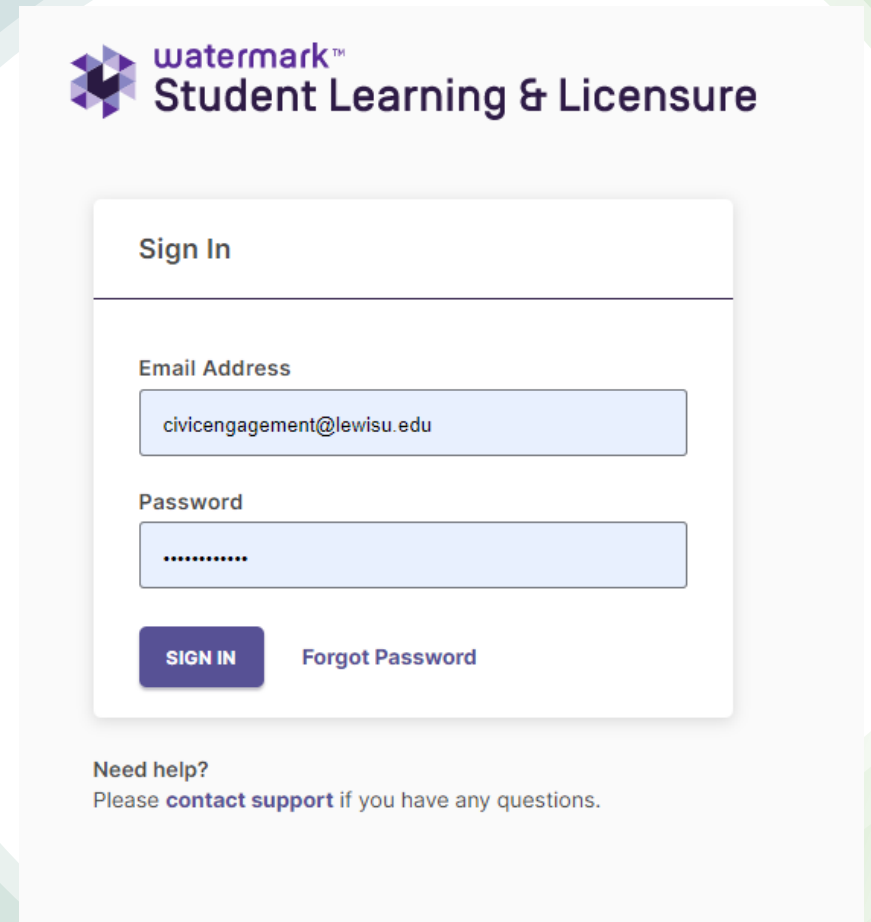
# Choose platform

- After you hit sign in you will see the top image with platform options
- You will choose Student Learning & Licensure. Note: the only platform with the word student in there.
- The image of the platform is below the first image




# Log in screen

- You will see the log in screen.
- Screenshot to the right.
- For your first login you will use
- Your Lewis email
- Password is **password**
- You will have the option to change once logged in



The screenshot shows a login interface for 'watermark Student Learning & Licensure'. At the top left is a purple geometric logo. The title 'watermark Student Learning & Licensure' is in the top right. Below the title is a white box with a 'Sign In' header. Underneath, there are two input fields: 'Email Address' containing 'civicengagement@lewisu.edu' and 'Password' containing a series of dots. At the bottom of the box are a dark blue 'SIGN IN' button and a 'Forgot Password' link. Below the box, there is a 'Need help?' section with the text 'Please contact support if you have any questions.'

  
In Progress

## In Progress

View all of your open Sections and Activities.

  
Timeline

Filter by   Sort by

**Spring 2023 Found Teaching Bilingual/ELL ENLE-31000-LT1** Internship

[VIEW DETAILS](#)

Spring 2023  
03/13/2023 — 05/06/2023

[Time Logs](#)

Instructors (1)  
 Elvira Pichardo

**Demo Field Exp 2: Special Education SPED-54000-001** Internship

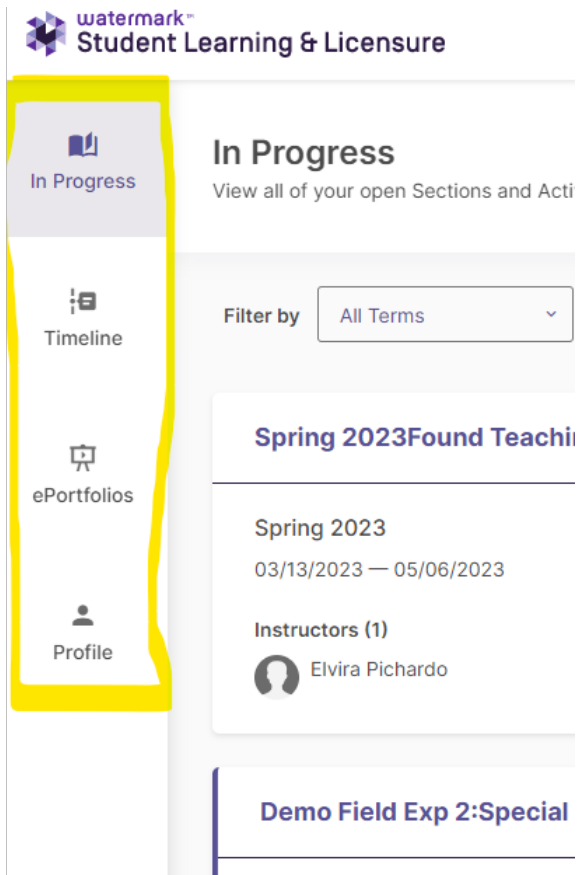
[VIEW DETAILS](#)

Summer 2022  
09/21/2022 — 01/01/2024

[Time Logs](#)

Your screen once logged in.

# Left side vertical tabs



- **In Progress** shows your current courses
- **Timeline** ignore for now
- **ePortfolio** in Field I you will create this and upload as an activity
- **Profile** this is where you will change your password



# Support

If you have any issues with the system, there are two resources. If no one is available or after business hours, please call Watermark support listed below.

- The number is 1-800-311-5656
- Option 1 for Student Learning and Licensure
- Option 3 for student

If it is during business hours, you can contact me, and we can set up a zoom if necessary.

**Leanne Harris**

**[Harrisll@lewisu.edu](mailto:Harrisll@lewisu.edu)**

Data Manager

College of Education and Social Sciences

DL 337 - Unit 224

(815) 836-5847